



Contitec Electronics Ltd.
Martin-Kollar-Str. 4
D-81829 München


Tel. +49 89 99 81 86 30
Fax. +49 89 3219 50 75
eMail: sales@contitec.com
web: www.contitec.com

Component Specification

Product : Magnetic Buzzer
Part Number : CA-M9040F-032785T
Drawing No : FU2352

Content

1. General
2. Electrical & Acoustical Characteristics
3. Test Circuit
4. Frequency Characteristics
5. Dimension
6. Reliability Test
7. Packing
8. Revision

	Part No.	Drawing No.	Page
	CA-M9040F-032785T	FU2352	2 / 8


1) General

This product specification is applied to standard applications. Please contact us for customer specific solutions.

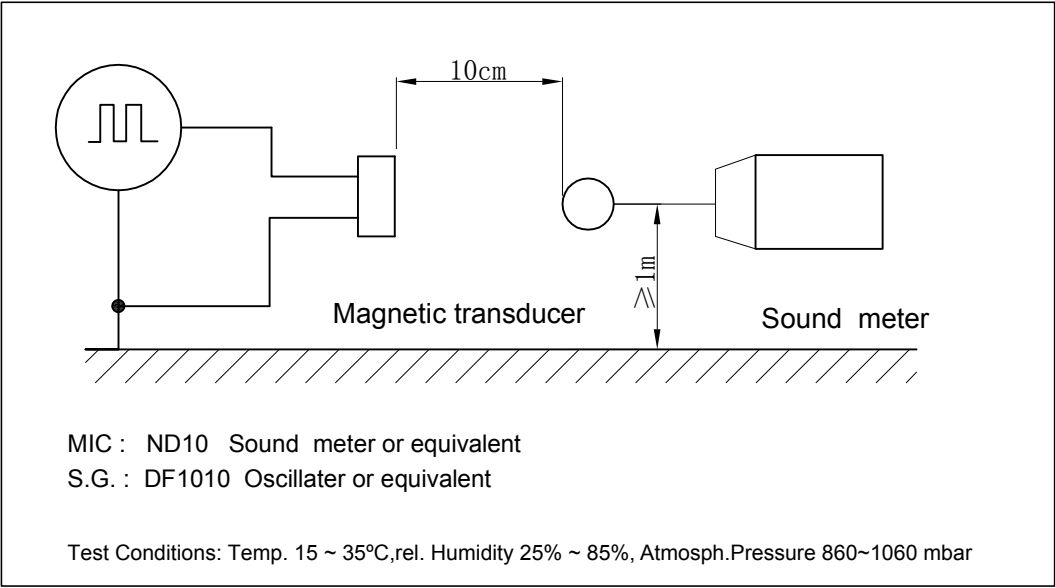
2) Electrical & Acoustical Specifications

	Type	Specification
1	Rated Voltage	3V
2	Operating Voltage	2~5V
3	Max. Rated Current	80mA /3V
4	Resonance Frequency	2731 Hz
5	Min. Sound Pressure Level	85dB/3V/10cm
6	Coil Resistance (R)	16±3Ω
7	Operating Temperature Range	-20+70°C
8	Store Temperature Range	-30+80°C
9	Weight	1,6g
10	Dimension	Φ9.0 x 4.0mm
11	Housing Material	PPO/Black

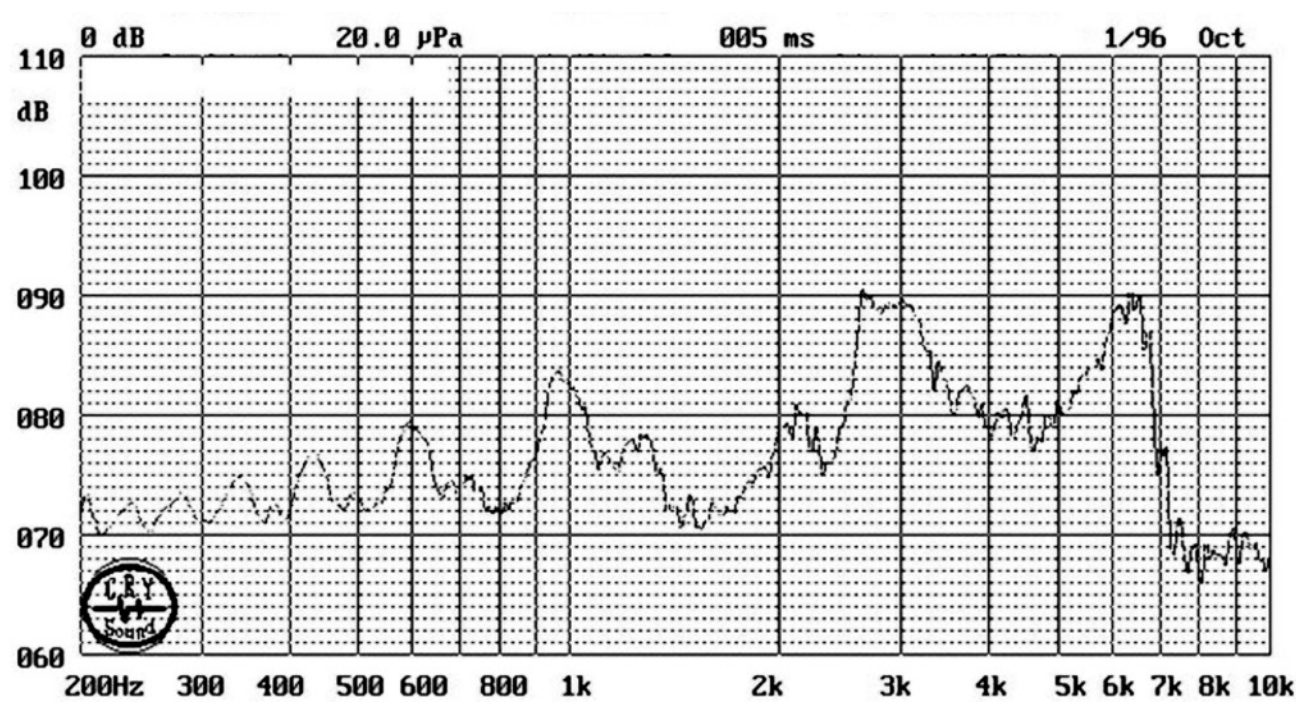
1.1	1/09/2016	Production release	L. Hua	T. Feng	G. Schubert
1.0	19/07/2016	Preliminary	L. Hua	T. Feng	G. Schubert
Revision	Date	Notes	Drawn by	Checked by	Approved by

	Part No.	Drawing No.	Page
	CA-M9040F-032785T	FU2352	3 / 8


3) Test Circuit



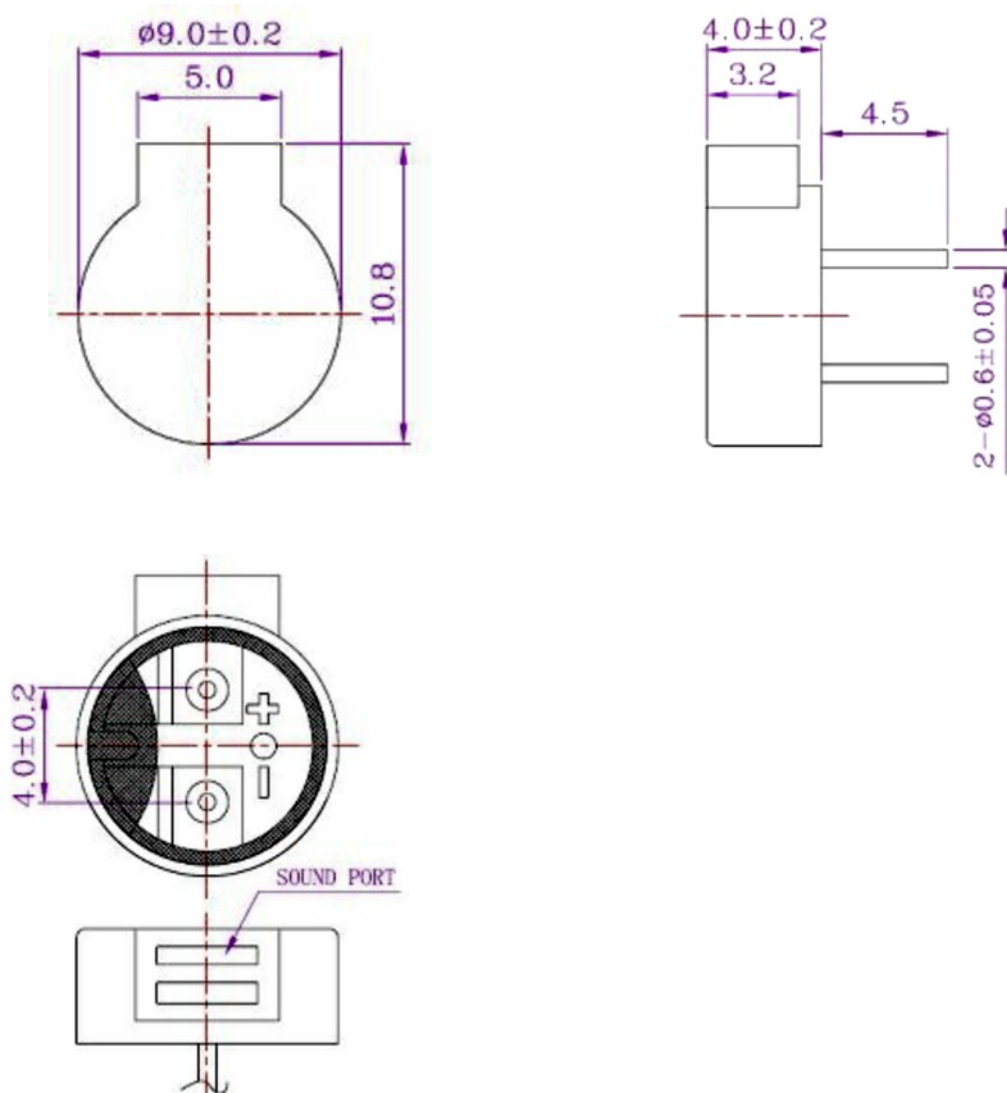
4) Frequency Characteristics




1 . 1	1/09/2016	Production release	L. Hua	T. Feng	G. Schubert
1 . 0	19/07/2016	Preliminary	L. Hua	T. Feng	G. Schubert
Revision	Date	Notes	Drawn by	Checked by	Approved by

	Part No.	Drawing No.	Page
	CA-M9040F-032785T	FU2352	4 / 8

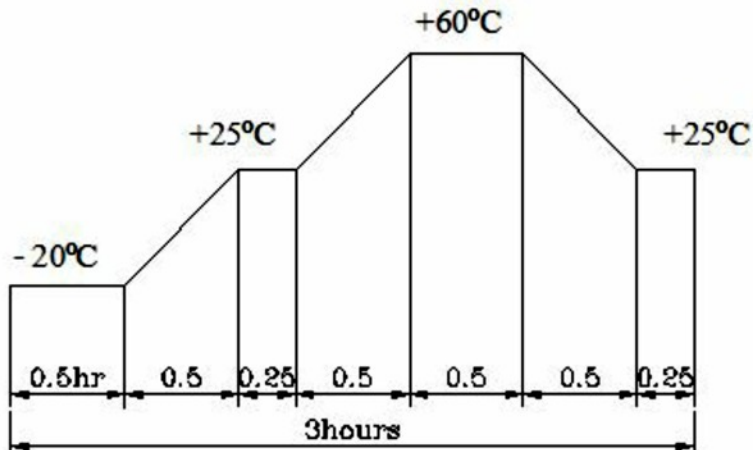
5) Dimensions




1 . 1	1/09/2016	Production release	L. Hua	T. Feng	G. Schubert
1 . 0	19/07/2016	Preliminary	L. Hua	T. Feng	G. Schubert
Revision	Date	Notes	Drawn by	Checked by	Approved by

	Part No.	Drawing No.	Page
	CA-M9040F-032785T	FU2352	5 / 8

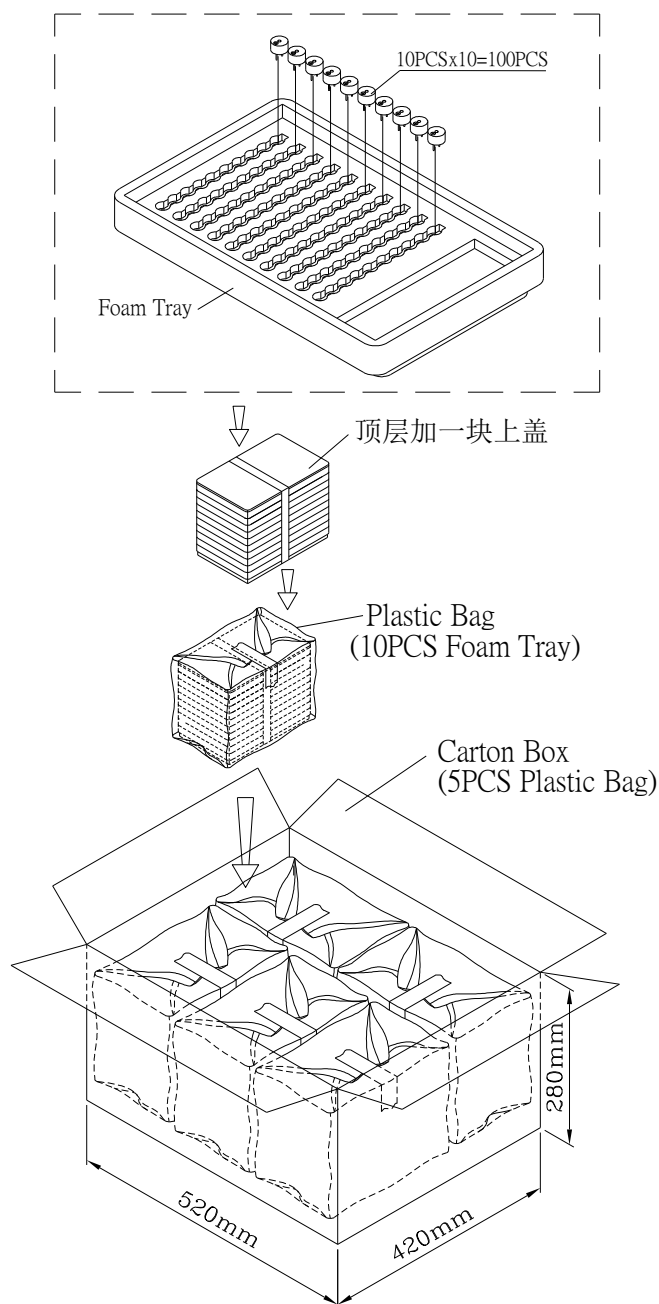
6) Reliability Test

No	Items	Specification
1	Heat Resistance	After being placed in a chamber with 70°C for 96 hours and then being placed in normal condition for 2 hours. Allowable variation of SPL after test: 10dB.
2	Cold Resistance	After being Placed in a chamber with -30°C for 96 hours and then being placed in normal condition for 2 hours. Allowable variation of SPL after test: 10dB.
3	Drop Test	Drop on a hard wood board of 4cm thick, any directions ,6 times, at the height of 75cm . Allowable variation of SPL after test: 10dB.
4	Temperature Cycle	<p>The part shall be subjected to 5 cycles. One cycle shall be consist of</p>  <p>Allowable variation of SPL after test: 10dB.</p>
5	Temp./Humidity Resistance	After being Placed in a chamber with 90-95% R.H. at 40°C for 96 hours and then being placed in normal condition for 2 hours. Allowable variation of SPL after test: 10dB.
6	Vibration test	After being applied vibration of amplitude of 1.5mm with 10 to 55 Hz band of vibration frequency to each of 3 perpendicular directions for 2 hours . Allowable variation of SPL after test: 10dB.
7	Solderability Test	Lead terminals are immersed in rosin for 5 seconds and then immersed in solder bath of +300°C for 3 seconds . 90% min. lead terminals shall be wet with solder (Except the edge of terminals).
8	Terminal Strength Pulling Test	The force of 9.8N(1.0kg) is applied to each terminal in axial direction for 10 seconds. No visible damage and cutting off.

1 . 1	1/09/2016	Production release	L. Hua	T. Feng	G. Schubert
1 . 0	19/07/2016	Preliminary	L. Hua	T. Feng	G. Schubert
Revision	Date	Notes	Drawn by	Checked by	Approved by


	Part No.	Drawing No.	Page
	CA-M9040F-032785T	FU2352	6 / 8

7) Packing



Foam Tray	240mmx160mmx30mm	1x100PCS=100PCS
Plastic Bag		10x100PCS=1000PCS
Carton Box	520mmx420mmx280mm	5x1000PCS=5,000PCS

1 . 1	1/09/2016	Production release	L. Hua	T. Feng	G. Schubert
1 . 0	19/07/2016	Preliminary	L. Hua	T. Feng	G. Schubert
Revision	Date	Notes	Drawn by	Checked by	Approved by

	Part No.	Drawing No.	Page
	CA-M9040F-032785T	FU2352	7 / 8

8) Revision

Rev. No	Date	Page	Description	Sign
10	19/07/2016	all	preliminary	Wang.Xue
11	1/09/2016	all	Production release	Wang.Xue

1 . 1	1/09/2016	Production release	L. Hua	T. Feng	G. Schubert
1 . 0	19/07/2016	Preliminary	L. Hua	T. Feng	G. Schubert
Revision	Date	Notes	Drawn by	Checked by	Approved by