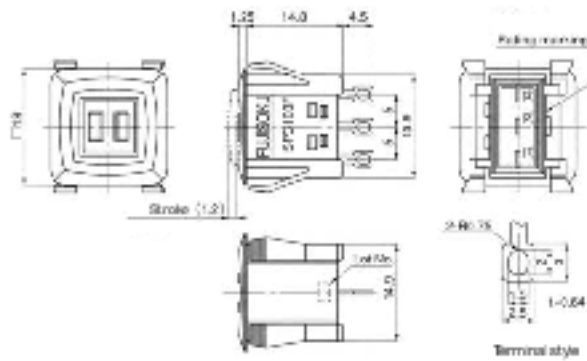
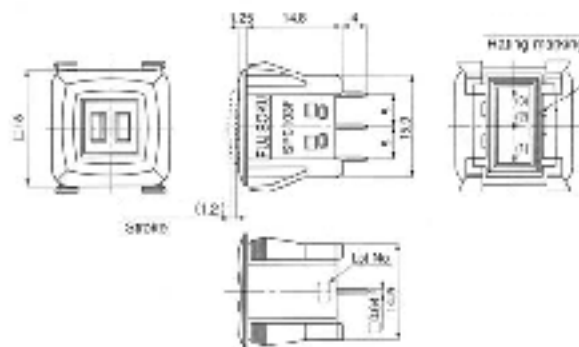
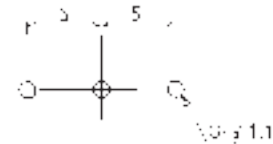


**SPC103****SPC103F**

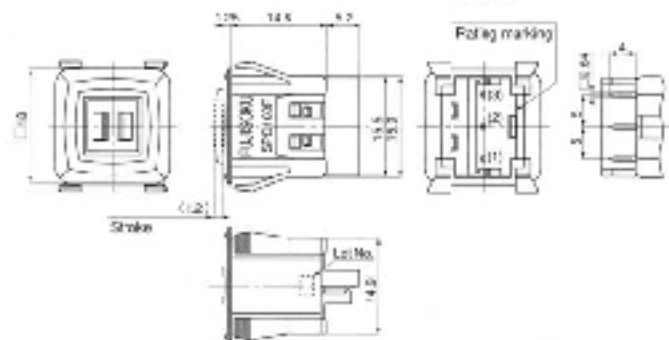
Part No.	Switching function	
SPC103F ★ SPC103F-P SPC103F-C	ON	(ON)
Connecting terminals	1-3	1-2

(ON) : Momentary.

(Solder Terminal)

**SPC103F-P****PC Hole Layouts**

(PC Straight)

**SPC103F-C**

(Connector Socket)

**Soldering Specifications**

## (1) Manual Soldering

Device : Soldering iron

① 350°C, Max.; 3 seconds, Max.

② 270°C, Max.; 5 seconds, Max.

## (2) Auto Soldering

Device : Jet wave type or dip type

260°C; Max.; 3 seconds, Max.

● Preheating should be done at 100°C or below, within 30 seconds.

**Flux Cleaning**

(1) Solvent :Fluorine or Alcohol type.

(2) The SPC103 series are not washable. To wash the PC board, clean the soldering surface of the PC board with a brush so that the switch is not exposed to the cleaning solution.

★ : Made to order products.